

Parabolic antenna JRC-29DD DupLEX Precision

Dual-polarized parabolic antenna **JRC-29 Deep Dish DupLEX Precision** is designed for directional links with **full-duplex mode** or MIMO mode duplex mode at the frequency band 5 GHz with high isolation level. The antenna is designed for long distances. **Its design with deep dish increases isolation among antennas on a mast increases front to back ratio.** The Precision version includes a **massive holder JDMW-900** developed for microwave links.

Electrical parameters:

Frequency range	4.9 – 6.1 GHz
Gain	29.0 ± 1 dBi
VSWR 5.1-5.9 GHz	≤ 1.6
Beamwidth -3 dB	5.5°
Port to port isolation 5.1-5.9 GHz	≥ 50 dB (typ. 53 dB) (rest of the freq. range ≥ 43 dB)
Front to Back ratio	≥ 49 dB
Polarization	Linear, vertical/horizontal or 45°

Mechanical parameters:

Parabola	Ø 680 mm, Aluminium alloy
Radome	UV steady plastic ABS
Type of connector	N-female, R-SMA
Installation for mast	Ø 40 - 120 mm
Weight of antenna	5.9 kg (13.0 lbs.)
of holder	3.2 kg (7.0 lbs.)
Shipping dimensions	
of antenna	790 x 790 x 420 mm / 9.6 kg (21.2 lbs.)
of holder	180 x 170 x 165 mm / 3.5 kg (7.7 lbs.)

Parabolic antenna JRC-29DD DuplEX Precision

Usage:

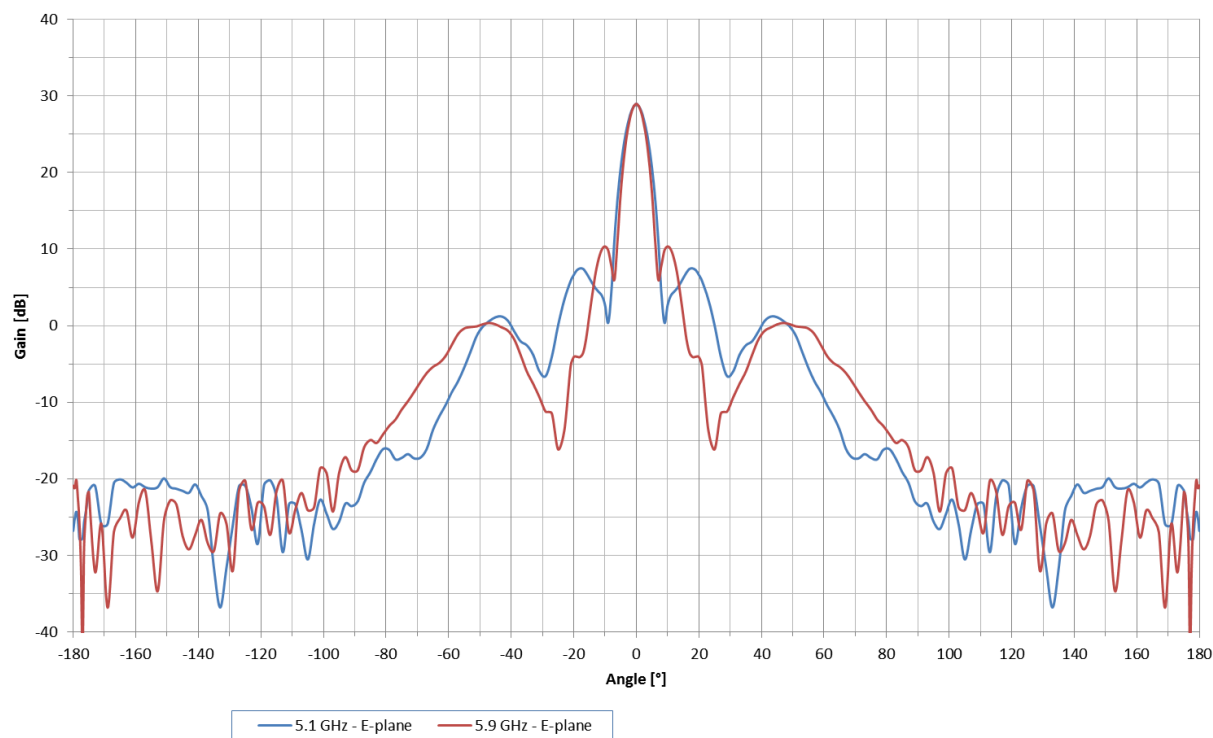
The antenna can be used in combination with an outdoor metal box JR – 350 Alu for AP, RouterBOARDS and other electronics. Mount the antenna has separate latching nuts for easy mounting and adjustment of the azimuth and elevation. Right and left side mounting is possible.

The antenna is supplied with a holder (packed separately) that allows easy mounting on a mast. The holder can be installed separately on the mast. Subsequently, you can simply hang up the antenna with microwave unit into it. The holder allows precise adjustment in both directions. In the areas with the expected occurrence of the strong winds mounting on the mast with minimal \varnothing 50 mm is recommended.

Parabolic antenna JRC-29DD Duplex Precision

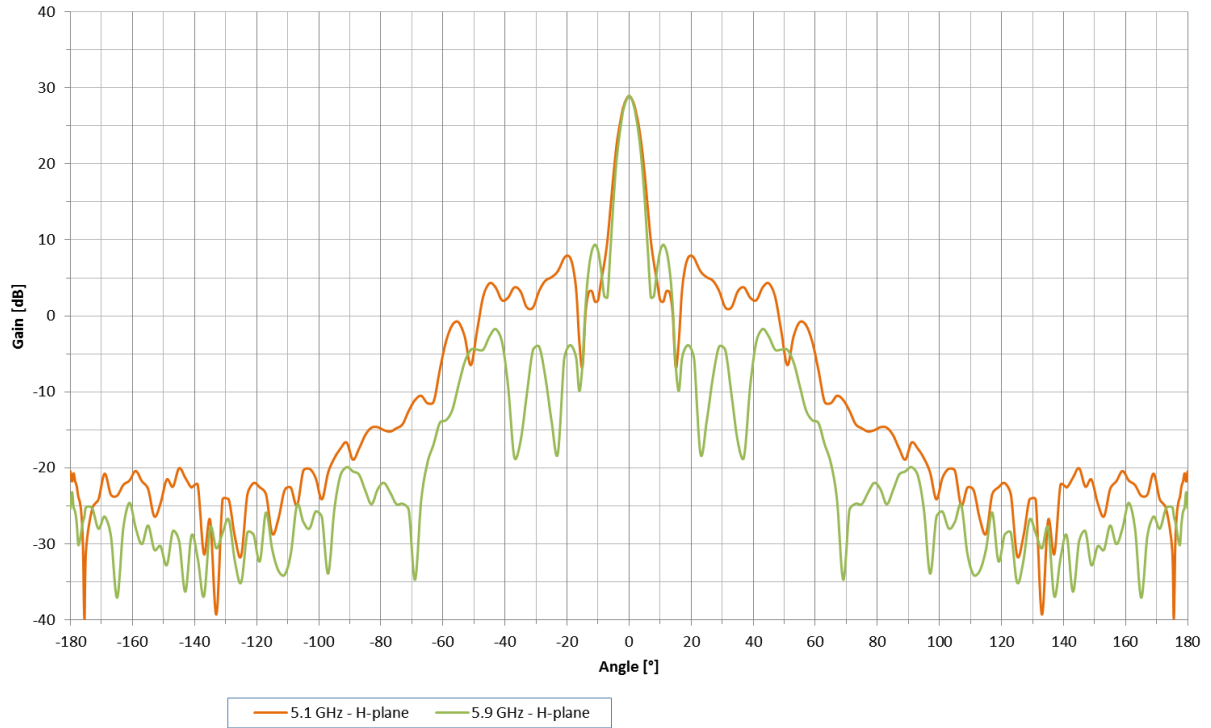
Measurement of radiation pattern:

JRC-29DD Duplex - E-plane



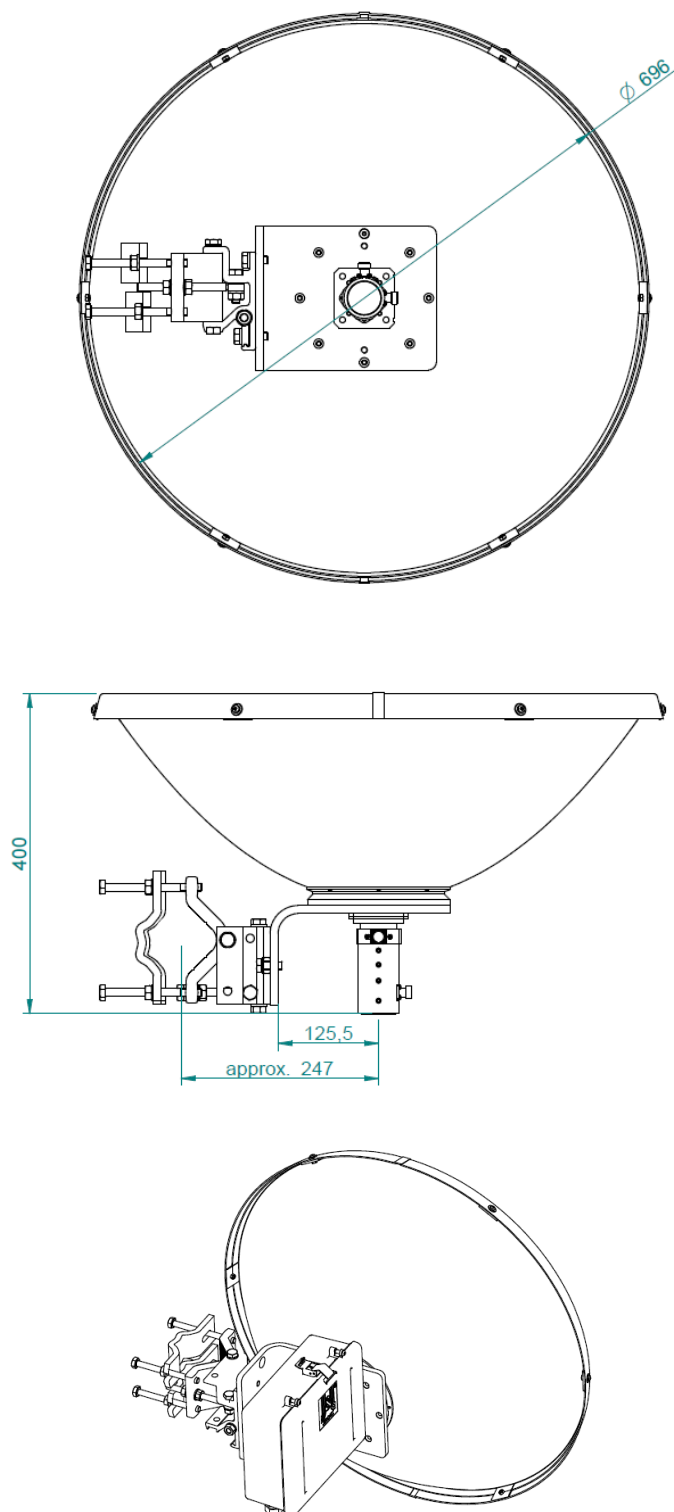
Parabolic antenna JRC-29DD DupLEX Precision

JRC-29DD DupLEX - H-plane



Outline:

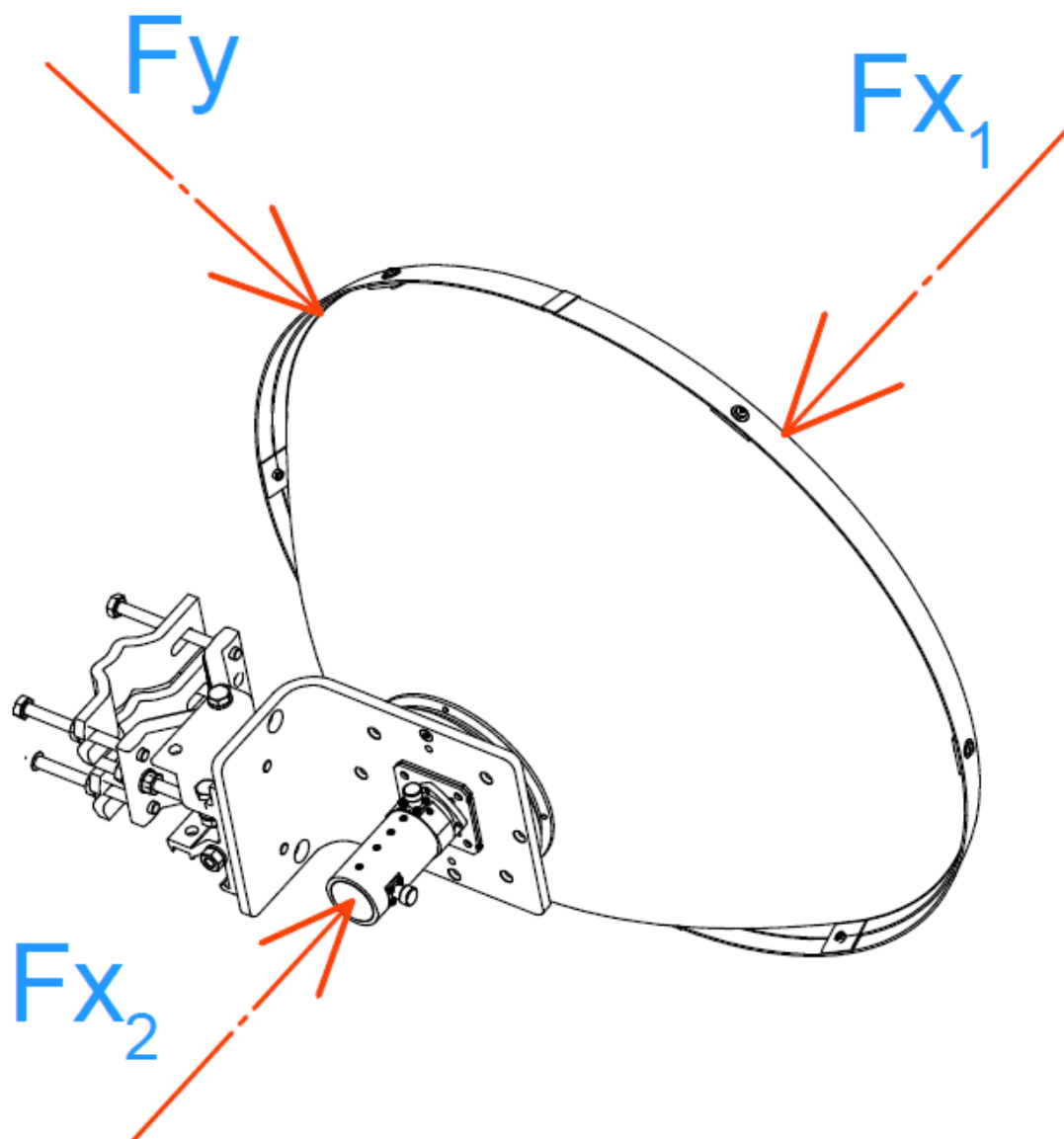
Parabolic antenna JRC-29DD Duplex Precision



Accessories: outdoor metal box JR – 350 Alu – right side mounting only, polarization 45° not possible

Wind loading:

Parabolic antenna JRC-29DD DupLEX Precision



Windloading at 250 km/h (125 mph)		
Direction	Force [N]	Force [lbf]
Fx1	707	159
Fx2	792	178
Fy	71	16